

Distribution Center Progress Report for December 2020

1 The Operation

- We hope everyone had a great holiday. Both Signal Hill DC and Amazon had an uptick in sales. Although intergroups aren't buying as much as before COVID personal purchases are on the rise as you can see in the stats below.

2 Progress

- New efforts will be made in outreach as we expand our availability around the globe. From our DC in California to global Amazon Hubs our message will be available in abundance for all those in need.

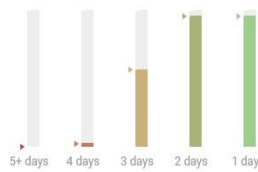
3 Shopify Signal Hill



- Signal Hill sales for the month of December.
- Up \$3997.77 over last month.
- Total includes 7th Tradition



Open Order Aging



Shipments By Carrier



Sales by Store

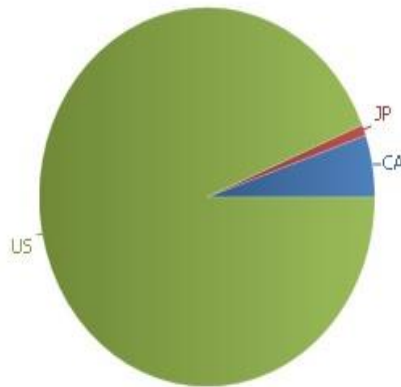
ACA WSO Shopify Cart	\$31,865.73
Manual Orders	\$0.00

Number of orders shipped from the Signal Hill office in December.

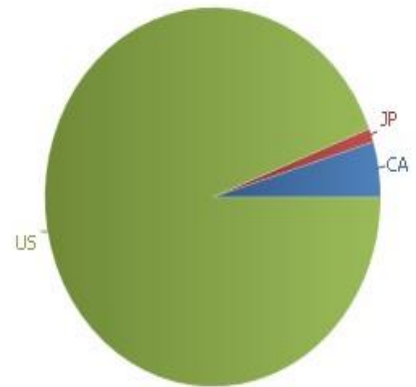
Country Comparison Report

Date Range: 12/1/2020 - 12/31/2020

Total Sales by Country



Items Sold by Country



Country	Abbrev.	Items Sold	Total Sales
Canada	CA	131	\$1,686.49
Japan	JP	32	\$299.83
United States	US	2610	\$29,879.41

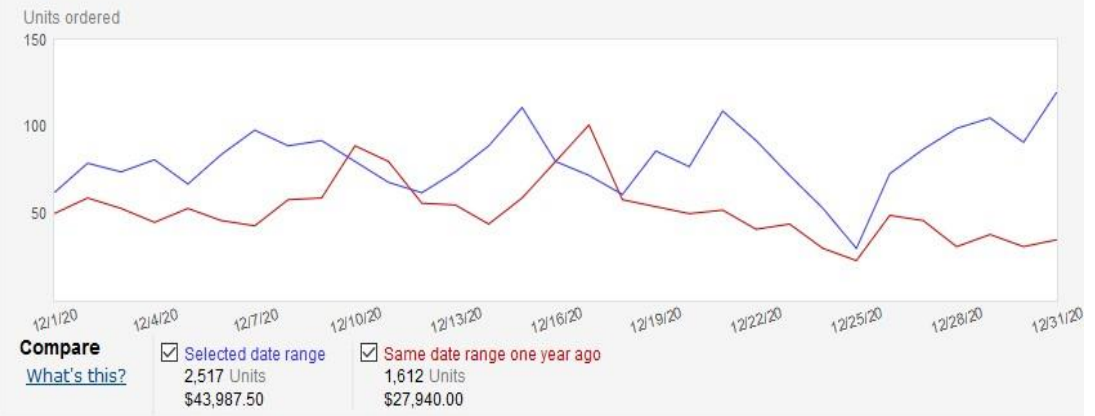
Countries shipped to from Signal Hill in December 2020.

4
Amazon
FBA US
Sales

Sales snapshot taken at January 4, 2021 9:07:21 AM PST

Total order items	Units ordered	Ordered product sales	Avg. units/order item	Avg. sales/order item
2,349	2,517	\$43,987.50	1.07	\$18.73

Compare sales



-
- FBA US December 2020.

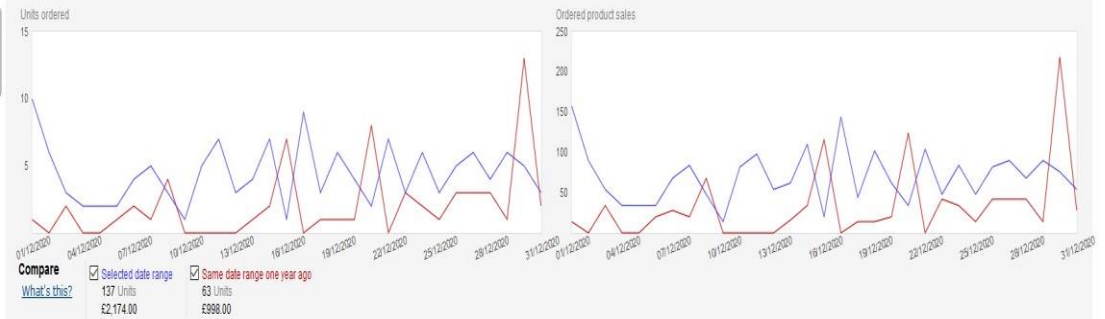
5
Amazon
FBA UK
Sales

Date: Custom (01/12/2020 - 31/12/2020) | Sales breakdown: Marketplace total | Fulfillment channel: Both (Amazon and seller) | Apply

Sales snapshot taken at 4 January 2021 17:41:53 GMT

Total order items	Units ordered	Ordered product sales	Avg. units/order item	Avg. sales/order item
134	137	£2,174.00	1.02	£16.22

Compare sales



-
- FBA United Kingdom for the month of December 2020.

**6
FBA
Canada
Sales**



-
- FBA Canada for December 2020

**6
Meeting
Stats**

-

Meeting	
Active Meetings	2952
Pending New Meeting Requests	0
Pending Update Meeting Requests	0
New Meetings last 90 days	157
Updated Meeting last 90 days	568
Not updated this past year	1555

**7
Intergroup
Stats**

-

Intergroup	
Total Intergroup	109
New Intergroup	0
Update Intergroup	0

8 Regions	<div style="border: 1px solid #ccc; padding: 10px; margin: 10px auto; width: fit-content;"> <p>Regions</p> <hr style="border-top: 1px dashed #000;"/> <p>Total Regions 2</p> <hr style="border-top: 1px dashed #000;"/> <p>New Regions 0</p> <hr style="border-top: 1px dashed #000;"/> <p>Udpate Regions 0</p> <hr style="border-top: 1px dashed #000;"/> </div> <ul style="list-style-type: none"> • 								
9 Product Pipeline	<p>No movement</p>								
10 Meeting registry	<ul style="list-style-type: none"> • 147 Inquiries responded to from the meetings@acawso.org mailbox during the month of December • 27 Telephone inquiries answered for the Signal Hill message inbox. 								
11 MPS STATS From Special Worker Eleni	<table style="width: 100%; border-collapse: collapse;"> <thead> <tr> <th style="text-align: left; width: 60%;">December</th> <th style="text-align: right; width: 40%;">2020</th> </tr> </thead> <tbody> <tr> <td>EMAILS</td> <td style="text-align: right;">548</td> </tr> <tr> <td>CALLS</td> <td style="text-align: right;">196</td> </tr> <tr> <td>EVENT POSTINGS</td> <td style="text-align: right;">16</td> </tr> </tbody> </table> <ul style="list-style-type: none"> • 	December	2020	EMAILS	548	CALLS	196	EVENT POSTINGS	16
December	2020								
EMAILS	548								
CALLS	196								
EVENT POSTINGS	16								