

Distribution Center Progress Report for November 2020

<p>1 The Operation</p>	<ul style="list-style-type: none"> Signal Hill continues to exercise caution regarding COVID. California has seen a very significant spike in cases so we will remain open and cautious. 				
<p>2 Progress</p>	<ul style="list-style-type: none"> We are starting to implement our efforts to help in the meetings administration with the help of Jose and plan to attend more organizational meetings in December. 				
<p>3 Shopify Signal Hill</p>	<div style="border: 1px solid #ccc; padding: 10px;"> <p>Total sales View report</p> <p style="font-size: 24px; font-weight: bold;">\$49,581.51</p> <table style="width: 100%; border-collapse: collapse;"> <tr> <td style="padding: 5px;">Online Store</td> <td style="text-align: right; padding: 5px;">\$46,294.61</td> </tr> <tr> <td style="padding: 5px;">Draft Orders</td> <td style="text-align: right; padding: 5px;">\$3,286.90</td> </tr> </table> <p>SALES OVER TIME</p> <p style="font-size: 10px; margin-top: 10px;"> <ul style="list-style-type: none"> Signal Hill sales for the month of November. Up \$7977.00 over October </p> </div>	Online Store	\$46,294.61	Draft Orders	\$3,286.90
Online Store	\$46,294.61				
Draft Orders	\$3,286.90				

Overview

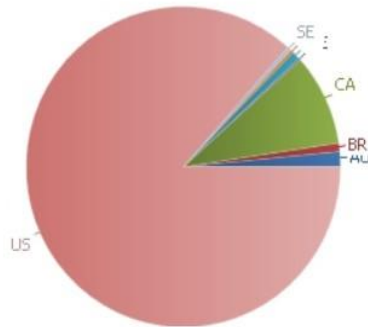
Nov 1st - Nov 30th



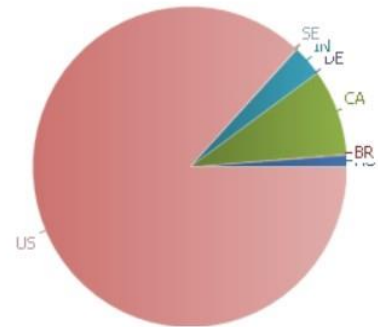
Number of orders shipped from the Signal Hill office in November.
Country Comparison Report

Date Range: 11/1/2020 - 11/30/2020

Total Sales by Country



Items Sold by Country



Country	Abbrev.	Items Sold	Total Sales
Australia	AU	38	\$539.66
Brazil	BR	4	\$296.58
Canada	CA	281	\$3227.64
Germany	DE	1	\$63.38
India	IN	100	\$300.00
New Zealand	NZ	2	\$104.30
Sweden	SE	2	\$143.19
United States	US	2812	\$30190.08

Countries shipped to from Signal Hill in October.

4
Amazon
FBA US
Sales

View: **By Month**

Download **v** Pivot **v**

Date	Ordered Product Sales	Units Ordered	Total Order Items
07/01/2020	\$41,064.25	2,352	2,220
08/01/2020	\$42,866.50	2,467	2,335
09/01/2020	\$40,858.25	2,335	2,219
10/01/2020	\$37,099.50	2,137	2,020

-
- FBA US sales over the last four months

5
Amazon
FBA UK
Sales

Date
Custom **v**
01/11/2020 - 30/11/2020

Sales breakdown
Marketplace total **v**

Fulfilment channel
Both (Amazon and seller) **v** **Apply**

Sales snapshot taken at 2 December 2020 17:53:06 GMT

Total order items	Units ordered	Ordered product sales	Avg. units/order item	Avg. sales/order item
168	170	£2,726.00	1.01	£16.23

Compare sales

Compare
[What's this?](#)

Selected date range	Same date range one year ago
<input checked="" type="checkbox"/> 170 Units £2,726.00	<input checked="" type="checkbox"/> 81 Units £1,360.00

-
- FBA United Kingdom for the month of November.

**6
FBA
Canada
Sales**

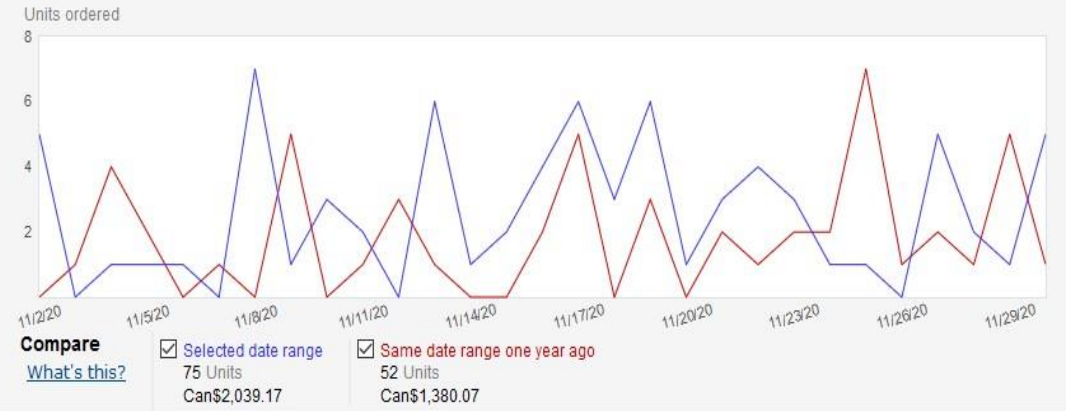
Sales Dashboard [Learn more](#)

Date Custom 11/02/2020 - 11/30/2020	Sales breakdown Marketplace total	Fulfillment channel Both (Amazon and seller)	Apply
--	---	--	-------

Sales snapshot taken at December 2, 2020 10:02:59 AM PST

Total order items	Units ordered	Ordered product sales	Avg. units/order item	Avg. sales/order item
72	75	Can\$2,039.17	1.04	Can\$28.32

Compare sales



-
- FBA Canada for the month of November

**6
Meeting
Stats**

-

Meeting	
Active Meetings	2908
Pending New Meeting Requests	0
Pending Update Meeting Requests	18
New Meetings last 90 days	161
Updated Meeting last 90 days	542
Not updated this past year	1554

Meetings up 37 from last month.

7 Intergroup Stats	<ul style="list-style-type: none"> <table border="1" data-bbox="383 142 1365 478"> <thead> <tr> <th colspan="2">Intergroup</th> </tr> </thead> <tbody> <tr> <td>Total Intergroup</td> <td>109</td> </tr> <tr> <td>New Intergroup</td> <td>0</td> </tr> <tr> <td>Udpate Intergroup</td> <td>0</td> </tr> </tbody> </table> 	Intergroup		Total Intergroup	109	New Intergroup	0	Udpate Intergroup	0		
Intergroup											
Total Intergroup	109										
New Intergroup	0										
Udpate Intergroup	0										
8 Regions	<ul style="list-style-type: none"> <table border="1" data-bbox="383 546 1365 882"> <thead> <tr> <th colspan="2">Regions</th> </tr> </thead> <tbody> <tr> <td>Total Regions</td> <td>2</td> </tr> <tr> <td>New Regions</td> <td>0</td> </tr> <tr> <td>Udpate Regions</td> <td>0</td> </tr> </tbody> </table> • • 	Regions		Total Regions	2	New Regions	0	Udpate Regions	0		
Regions											
Total Regions	2										
New Regions	0										
Udpate Regions	0										
9 Product Pipeline	<ul style="list-style-type: none"> • Product in rout to FBA US • 100-01 BRB Qty 1120 in transit • 100-03 YWB Qty 2112 in transit • 100-05 HC Meditation Qty 180 in transit 										
10 Meeting registry	<ul style="list-style-type: none"> • 46 Inquiries responded to from the meetings@acawso.org mailbox during the month of November • 39 Telephone inquiries answered for the Signal Hill message box. 										
11 MPS STATS From Special Worker Eleni	<table border="1" data-bbox="298 1526 695 1724"> <tbody> <tr> <td>NOVEMBER</td> <td>2020</td> </tr> <tr> <td>EMAILS</td> <td>612</td> </tr> <tr> <td>CALLS</td> <td>236</td> </tr> <tr> <td>EVENT</td> <td></td> </tr> <tr> <td>POSTINGS</td> <td>9</td> </tr> </tbody> </table> <ul style="list-style-type: none"> • 	NOVEMBER	2020	EMAILS	612	CALLS	236	EVENT		POSTINGS	9
NOVEMBER	2020										
EMAILS	612										
CALLS	236										
EVENT											
POSTINGS	9										