



# World Service Organization

## Distribution Center Progress Report for October 2020

<p><b>1</b> The Operation</p>	<ul style="list-style-type: none"> <li>Steady as she goes in the Signal Hill DC 928 orders shipped to all corners of the world. Spreading hope and helping to save lives with our publications in these difficult times.</li> <li>We are all looking forward to a Happy Thanksgiving and wish the same for all of you.</li> </ul>				
<p><b>2</b> Progress</p>	<ul style="list-style-type: none"> <li>With the help and direction of our IT chair Sharon, we have been improving the way we respond to questions, concerns, updates and new registrants in our Meetings registry.</li> <li>We are also enlisting the help of your trusty servant Jose in our meeting list maintenance program. Jose is the one working feverishly to get our orders processed and out to our members new and old.</li> </ul>				
<p><b>3</b> Shopify Signal Hill</p>	<div data-bbox="289 898 1474 1690"> <p><b>Total sales</b> <a href="#">View report</a></p> <p><b>\$41,604.15</b></p> <table border="0"> <tr> <td>Online Store</td> <td>\$41,604.15</td> </tr> <tr> <td>Draft Orders</td> <td>\$0.00</td> </tr> </table> <p><b>SALES OVER TIME</b></p> </div> <ul style="list-style-type: none"> <li>Signal Hill sales for the month of October.</li> </ul>	Online Store	\$41,604.15	Draft Orders	\$0.00
Online Store	\$41,604.15				
Draft Orders	\$0.00				



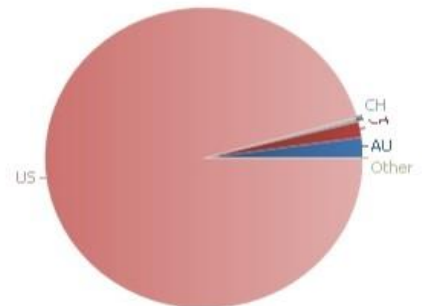
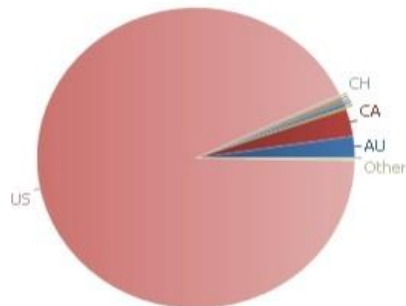
Number of orders shipped from the Signal Hill office in October.

### Country Comparison Report

Date Range: 10/1/2020 - 10/31/2020

Total Sales by Country

Items Sold by Country



Country	Abbrev.	Items Sold	Total Sales
Australia	AU	64	\$787.75
Canada	CA	49	\$991.17
Greece	GR	1	\$83.18
Ireland (Eire)	IE	2	\$92.67
Israel	IL	3	\$112.24
Italy	IT	4	\$127.16
New Zealand	NZ	2	\$116.22
Switzerland	CH	3	\$115.05
United States	US	2764	\$31179.10

Countries shipped to from Signal Hill in October.

#### 4 Amazon FBA US Sales

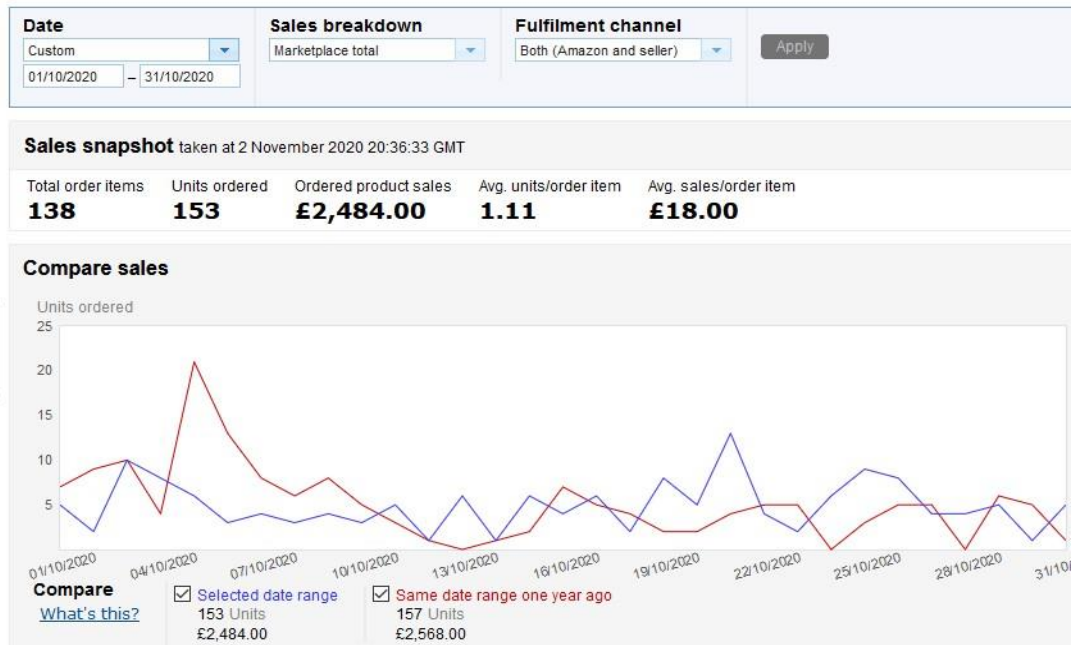
View: By Month

Download Pivot

Date	Ordered Product Sales	Units Ordered	Total Order Items
07/01/2020	\$41,064.25	2,352	2,220
08/01/2020	\$42,866.50	2,467	2,335
09/01/2020	\$40,858.25	2,335	2,219
10/01/2020	\$37,099.50	2,137	2,020

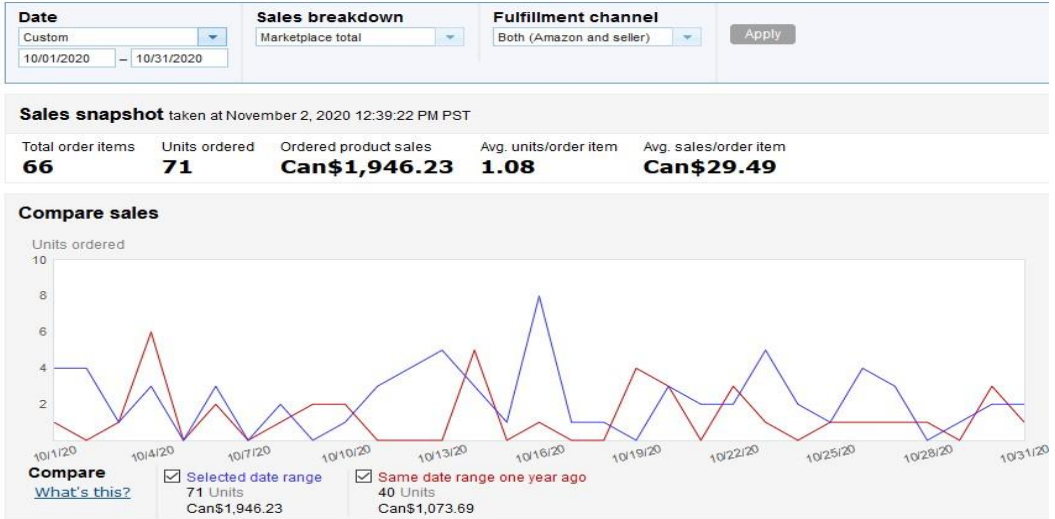
- 
- This graph shows US sales over the last four months

**5**  
**Amazon**  
**FBA UK**  
**Sales**



- [Sales Dashboard](#)
- Amazon sales in the United Kingdom over the last month.

**6**  
**FBA**  
**Canada**  
**Sales**



-

<b>6</b> <b>Meeting</b> <b>Stats</b>	<ul style="list-style-type: none"> <li> <table border="1" data-bbox="383 142 1377 642"> <thead> <tr> <th colspan="2">Meeting</th> </tr> </thead> <tbody> <tr> <td>Active Meetings</td> <td>2871</td> </tr> <tr> <td>Pending New Meeting Requests</td> <td>0</td> </tr> <tr> <td>Pending Udpate Meeting Requests</td> <td>0</td> </tr> <tr> <td>New Meetings last 90 days</td> <td>144</td> </tr> <tr> <td>Udpated Meeting last 90 days</td> <td>552</td> </tr> <tr> <td>Not updated this past year</td> <td>1522</td> </tr> </tbody> </table> </li> </ul>	Meeting		Active Meetings	2871	Pending New Meeting Requests	0	Pending Udpate Meeting Requests	0	New Meetings last 90 days	144	Udpated Meeting last 90 days	552	Not updated this past year	1522
Meeting															
Active Meetings	2871														
Pending New Meeting Requests	0														
Pending Udpate Meeting Requests	0														
New Meetings last 90 days	144														
Udpated Meeting last 90 days	552														
Not updated this past year	1522														
<b>7</b> <b>Intergroup</b> <b>Stats</b>	<ul style="list-style-type: none"> <li> <table border="1" data-bbox="383 747 1365 1083"> <thead> <tr> <th colspan="2">Intergroup</th> </tr> </thead> <tbody> <tr> <td>Total Intergroup</td> <td>108</td> </tr> <tr> <td>New Intergroup</td> <td>0</td> </tr> <tr> <td>Udpate Intergroup</td> <td>0</td> </tr> </tbody> </table> </li> </ul>	Intergroup		Total Intergroup	108	New Intergroup	0	Udpate Intergroup	0						
Intergroup															
Total Intergroup	108														
New Intergroup	0														
Udpate Intergroup	0														
<b>8</b> <b>Regions</b>	<ul style="list-style-type: none"> <li> <table border="1" data-bbox="383 1155 1365 1486"> <thead> <tr> <th colspan="2">Regions</th> </tr> </thead> <tbody> <tr> <td>Total Regions</td> <td>2</td> </tr> <tr> <td>New Regions</td> <td>0</td> </tr> <tr> <td>Udpate Regions</td> <td>0</td> </tr> </tbody> </table> </li> </ul>	Regions		Total Regions	2	New Regions	0	Udpate Regions	0						
Regions															
Total Regions	2														
New Regions	0														
Udpate Regions	0														
<b>9</b> <b>Product</b> <b>Pipeline</b>	<ul style="list-style-type: none"> <li>Product to FBA US</li> <li>100-02/ SC BRB 210</li> <li>100-04/ SC MED 780</li> <li>110-01/HC Ninos De Adultos BRB 50</li> <li>110-03 ES-FBA/ TWB Espanol 40</li> </ul>														