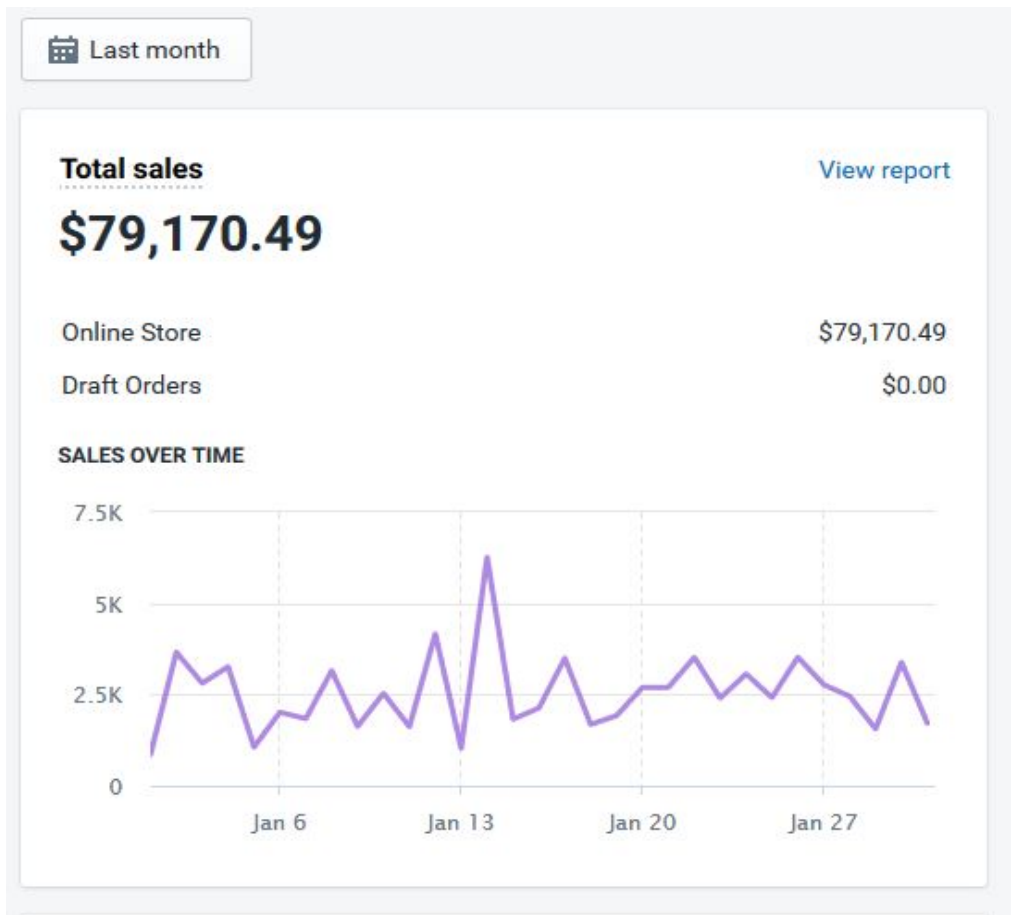


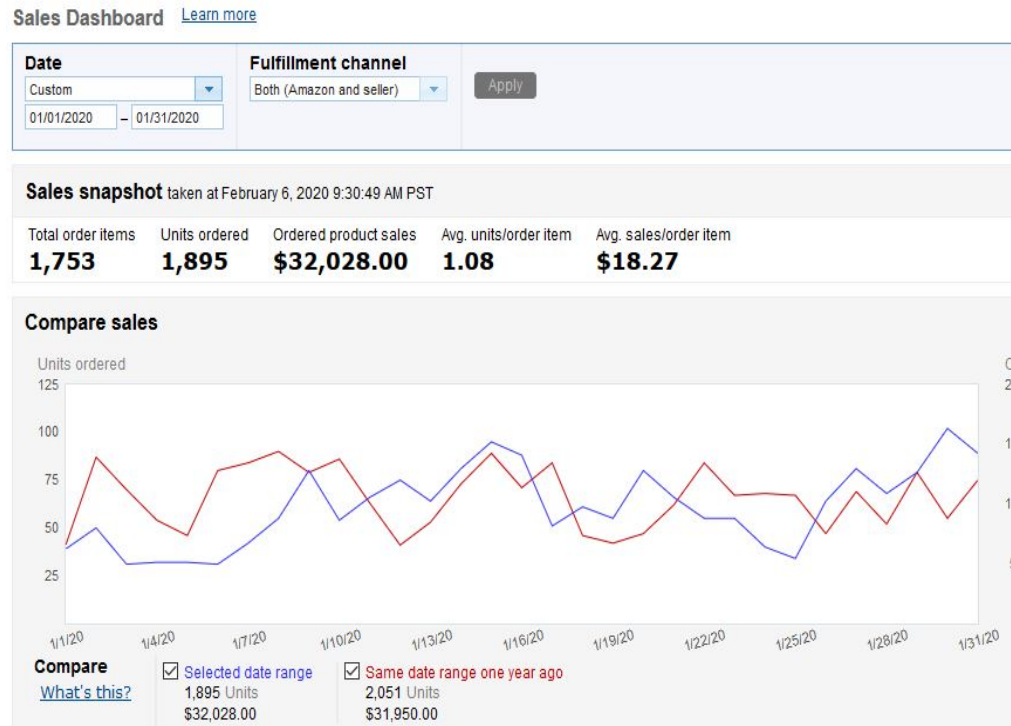
Distribution Center Progress Report for the month of Jan 2020

1 Inventory	<ul style="list-style-type: none"> January count went smoothly. All documents will appear in drop box including EOM, count sheets, H&I report, Sales & Inventory. All items are being reviewed for reorder and quotes will be gathered for submission to the DCOC. 																												
2 Meeting, intergroup & Region Statistics	<ul style="list-style-type: none"> <table border="1" style="width: 100%; border-collapse: collapse; background-color: #f0f0f0; margin-bottom: 10px;"> <thead> <tr> <th colspan="2" style="text-align: left; padding: 5px;">Meeting</th> </tr> </thead> <tbody> <tr> <td style="padding: 2px 5px;">Total Meetings</td> <td style="text-align: right; padding: 2px 5px;">5325</td> </tr> <tr> <td style="padding: 2px 5px;">Active Meetings</td> <td style="text-align: right; padding: 2px 5px;">2472</td> </tr> <tr> <td style="padding: 2px 5px;">Expired Meetings</td> <td style="text-align: right; padding: 2px 5px;">2853</td> </tr> <tr> <td style="padding: 2px 5px;">New Meeting Request</td> <td style="text-align: right; padding: 2px 5px;">0</td> </tr> <tr> <td style="padding: 2px 5px;">Udpate Meeting Request</td> <td style="text-align: right; padding: 2px 5px;">0</td> </tr> </tbody> </table> <table border="1" style="width: 100%; border-collapse: collapse; background-color: #f0f0f0; margin-bottom: 10px;"> <thead> <tr> <th colspan="2" style="text-align: left; padding: 5px;">Intergroup</th> </tr> </thead> <tbody> <tr> <td style="padding: 2px 5px;">Total Intergroup</td> <td style="text-align: right; padding: 2px 5px;">104</td> </tr> <tr> <td style="padding: 2px 5px;">New Intergroup</td> <td style="text-align: right; padding: 2px 5px;">0</td> </tr> <tr> <td style="padding: 2px 5px;">Udpate Intergroup</td> <td style="text-align: right; padding: 2px 5px;">0</td> </tr> </tbody> </table> <table border="1" style="width: 100%; border-collapse: collapse; background-color: #f0f0f0;"> <thead> <tr> <th colspan="2" style="text-align: left; padding: 5px;">Regions</th> </tr> </thead> <tbody> <tr> <td style="padding: 2px 5px;">Total Regions</td> <td style="text-align: right; padding: 2px 5px;">1</td> </tr> <tr> <td style="padding: 2px 5px;">New Regions</td> <td style="text-align: right; padding: 2px 5px;">0</td> </tr> <tr> <td style="padding: 2px 5px;">Udpate Regions</td> <td style="text-align: right; padding: 2px 5px;">0</td> </tr> </tbody> </table> 	Meeting		Total Meetings	5325	Active Meetings	2472	Expired Meetings	2853	New Meeting Request	0	Udpate Meeting Request	0	Intergroup		Total Intergroup	104	New Intergroup	0	Udpate Intergroup	0	Regions		Total Regions	1	New Regions	0	Udpate Regions	0
Meeting																													
Total Meetings	5325																												
Active Meetings	2472																												
Expired Meetings	2853																												
New Meeting Request	0																												
Udpate Meeting Request	0																												
Intergroup																													
Total Intergroup	104																												
New Intergroup	0																												
Udpate Intergroup	0																												
Regions																													
Total Regions	1																												
New Regions	0																												
Udpate Regions	0																												

3
Shopify
Sales for
Jan 2020



4
Amazon
FBA US
Sales
Jan 2020



5

Amazon
UK FBA
Jan 2020

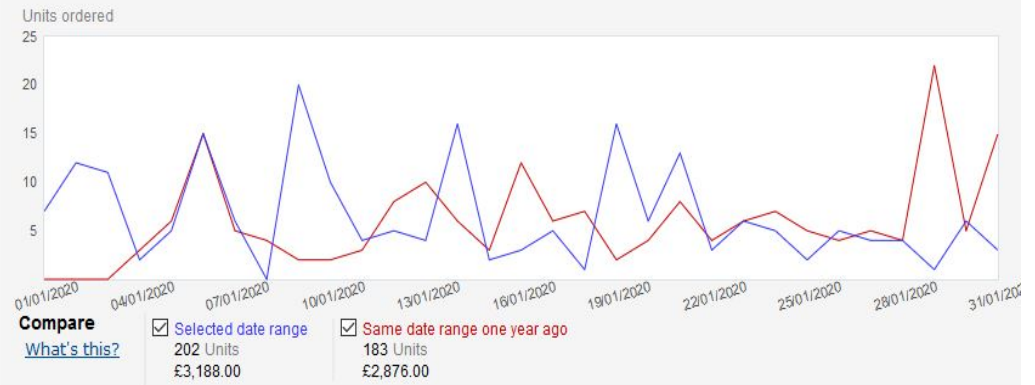
Sales Dashboard [Learn more](#)

Date Custom 01/01/2020 - 31/01/2020	Sales breakdown Marketplace total	Fulfilment channel Both (Amazon and seller)	<input type="button" value="Apply"/>
--	---	---	--------------------------------------

Sales snapshot taken at 6 February 2020 17:38:31 GMT

Total order items	Units ordered	Ordered product sales	Avg. units/order item	Avg. sales/order item
161	202	£3,188.00	1.25	£19.80

Compare sales



6

Amazon
FBA CAN
Jan 2020

Sales Dashboard [Learn more](#)


Date Custom 01/01/2020 - 01/31/2020	Sales breakdown Marketplace total	Fulfilment channel Both (Amazon and seller)	<input type="button" value="Apply"/>
--	---	---	--------------------------------------

Sales snapshot taken at February 6, 2020 9:37:07 AM PST

Total order items	Units ordered	Ordered product sales	Avg. units/order item	Avg. sales/order item
50	54	Can\$1,481.21	1.08	Can\$29.62

Compare sales



<p>7 Pipeline</p>	<ul style="list-style-type: none"> • Currently stored at Bang. (stickered) • 100-03 YWB – qty. 1848 • 100-09 LLWB – qty. 750 • 100-02 BRB SC – qty. 1008 • Sent to FBA US. (stickered) • 100-03 YWB – qty. 1848 12/30/19 • 100-09 LLWB – qty. 750 1/13/20 • Re Orders • 100-01 BRB HC – qty. 10k • Recommended re orders • 100-04 SMR SC 10-15k • 100-05 SMR HC 10-15k • 100-03 YWB 15k <p><i>More recommendations to follow</i></p>
<p>8 Gratitude</p>	<ul style="list-style-type: none"> • A note of thanks to the Board and all who support and encourage us here at the Home Office. 
<p>9 In addition</p>	<ul style="list-style-type: none"> • In an effort to demonstrate continuous improvement, the inventory/accounting system will be examined by our inside experts and outside sources to streamline and create a more accurate system of reporting product movement. The Signal Hill team looks forward to working for the future and ultimate success of our program.

